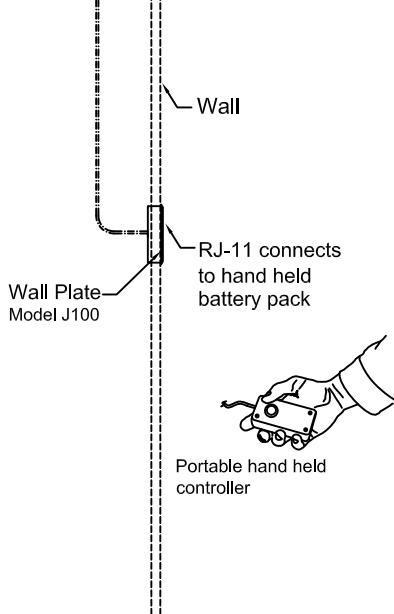
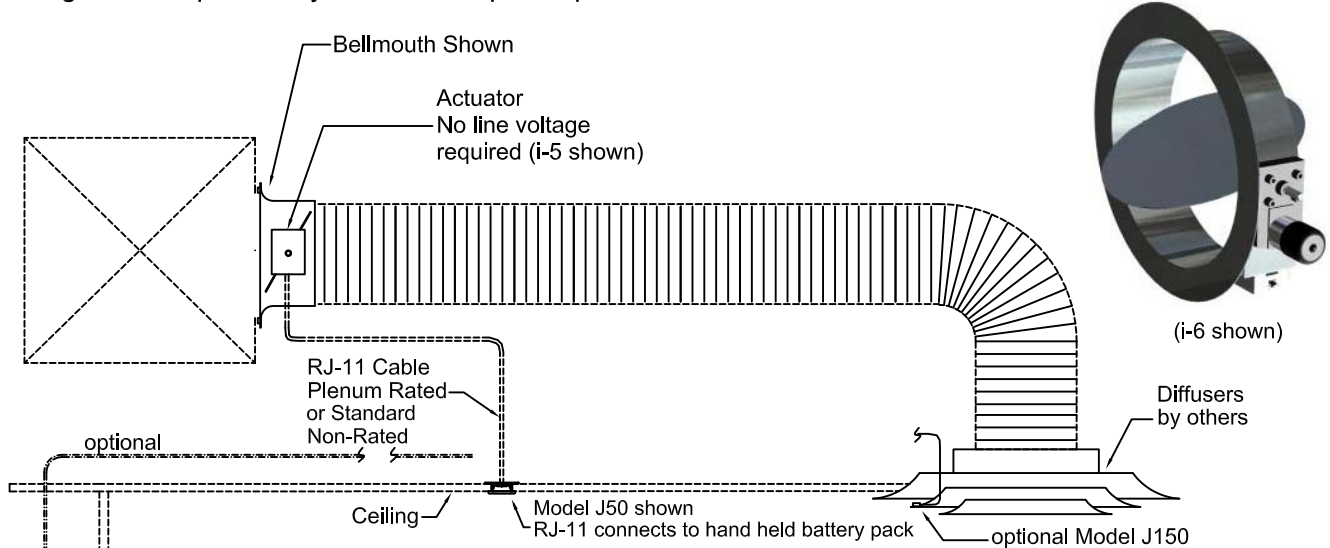




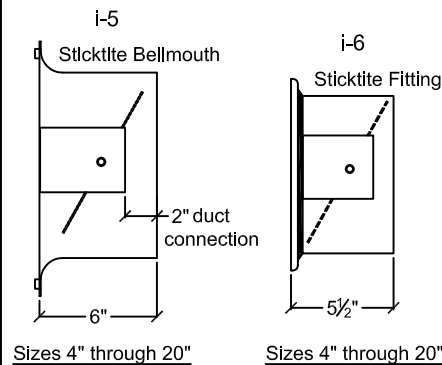
(ENGINEERS)
SUBMITTAL DATA
Power / Balance System™
Model i-5/i-6 (Single Blade)

Application/Design:

The Model i-5 and i-6 were developed with a sticktite adhesive for attaching to a HVAC main duct. Air balancing is accomplished by a hand-held power pack.



Model i-5/i-6 (Single Blade)



- Features:**
- Body:** 26 ga. Galvanized Steel
 - Blade:** 24 ga. Galvanized Steel
 - Bearings:** Molded Synthetic Nylon
 - Shaft:** 1/2" diameter Aluminum
- Options:**
- Stainless Steel
 - 304 316

RECOMMENDED SPECIFICATIONS

- A. The remote control system shall provide means of balancing airflow in ductwork above inaccessible ceilings or plenums.
- B. In these areas the contractor shall furnish and install Model i-5 or i-6 stick-on branch take-off with actuator controlled by DC voltage.
- C. The contractor shall furnish and install remote plate options of Model J50, J100, or J150 terminal point. Color shall be white unless otherwise specified. (see dwg. D-4)
- D. The contractor shall connect RJ-11 plenum rated or Standard Non-Rated cable from the damper to the female outlet. Plenum Rated cables are capable of lengths up to 1000 feet.
- E. The balancing shall be achieved with a hand held power pack, utilizing an RJ-11 connector. Contractor shall turn over the hand held power packs to the owner after balancing is complete.
- F. The *Power / Balance System™* shall be manufactured by United Enerotech Corporation.

U.S. Pat. No. 8,038,075
 Air Damper balancing system and method

WARRANTY:

To avoid any warranty issues, all components, including those from the wall jack to actuator, must be supplied by United Enerotech.

Due to continuing research, United Enerotech reserves the right to change specifications without notice.

Job Name:	DRAWN BY:	DATE:	REV. DATE:
Location:	CLJ	2-9-06	8-17-12
Architect:	REV. NO.	APPROVED BY:	DWG. NO.:
Engineer:	20	BGT	E-3
Contractor:			