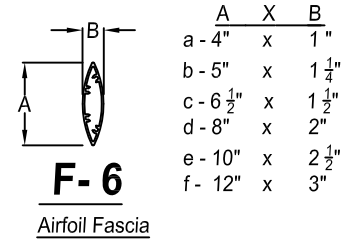
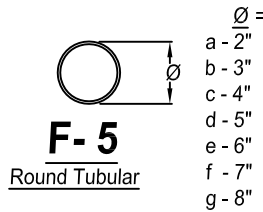
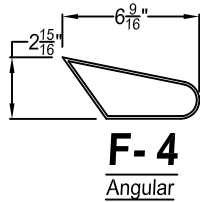
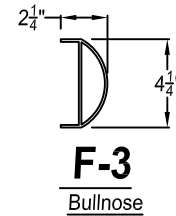
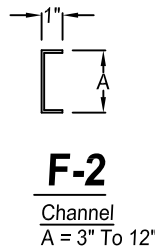
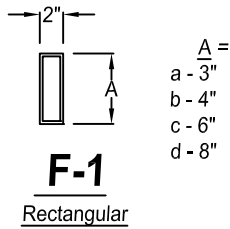


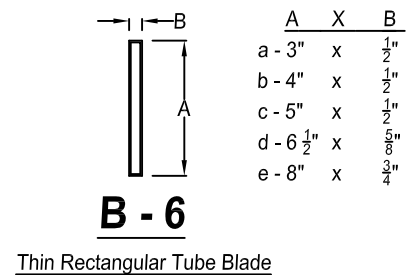
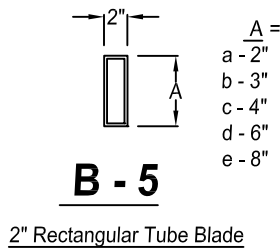
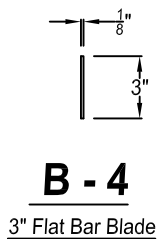
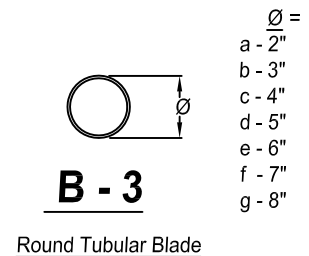
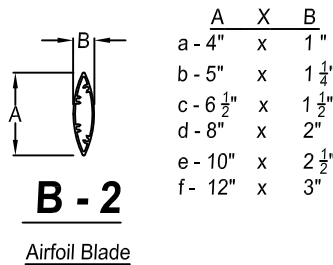
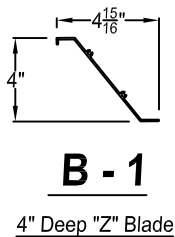
**STANDARD FASCIA & BLADE PROFILES**

**DESIGNER SERIES**

**STANDARD FASCIA PROFILES**



**STANDARD BLADE PROFILES**



(SEE DESIGNER SUNSHADE GUIDELINES ON DWG. C - 22 @ THE PAGE BOTTOM TO CREATE A SUNSHADE)

Due to continuing research, United Enertech reserves the right to change specifications without notice.

PROFILE NUMBER	HEIGHT (A)	WIDTH (B)	LENGTH

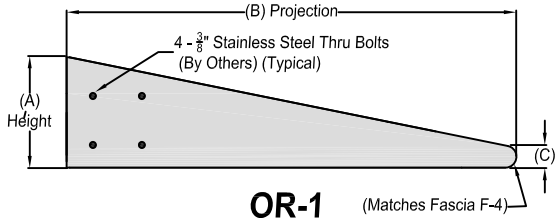


3005 South Hickory Street  
Chattanooga, Tennessee 37407  
Tel: (423) 698-7715  
Fax: (423) 698-6629  
www.unitedenertech.com

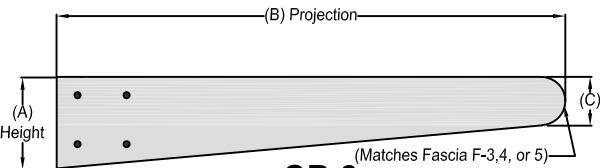
**STANDARD FASCIA & BLADE PROFILES**

DRAWN BY: GDR	DATE: 3-1-10	REV. DATE: 7-15-10	REV. NO. 6	APPROVED BY: BGT	DWG. NO.: C-21
------------------	-----------------	-----------------------	---------------	---------------------	-------------------

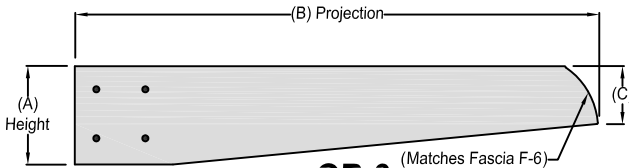
STANDARD OUTRIGGER PROFILES



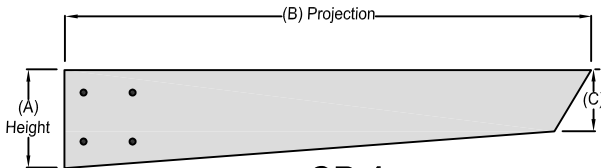
**OR-1** (Matches Fascia F-4)  
WEDGE TAPERED



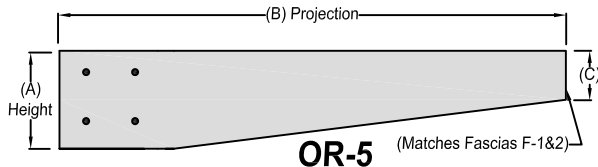
**OR-2** (Matches Fascia F-3,4, or 5)  
ROUND NOSE TAPERED



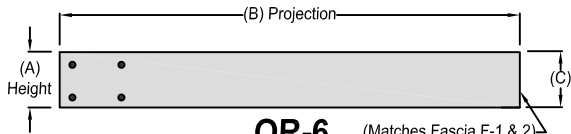
**OR-3** (Matches Fascia F-6)  
AIRFOIL NOSE TAPERED



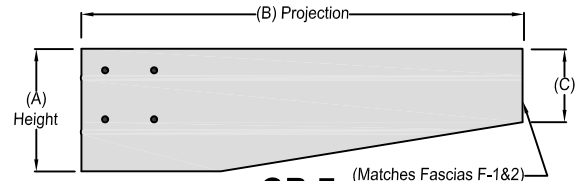
**OR-4**  
KNIFE-EDGE NOSE TAPERED



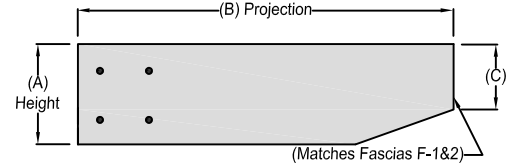
**OR-5** (Matches Fascias F-1&2)  
SQUARE NOSE TAPERED



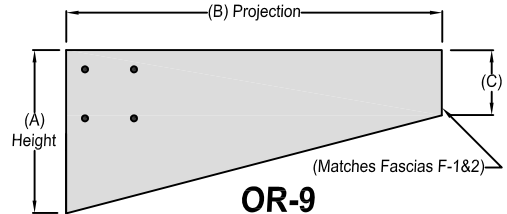
**OR-6** (Matches Fascia F-1 & 2)  
STRAIGHT RECTANGULAR



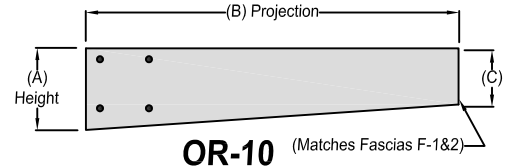
**OR-7** (Matches Fascias F-1&2)  
SHORT BLOCK TAPERED



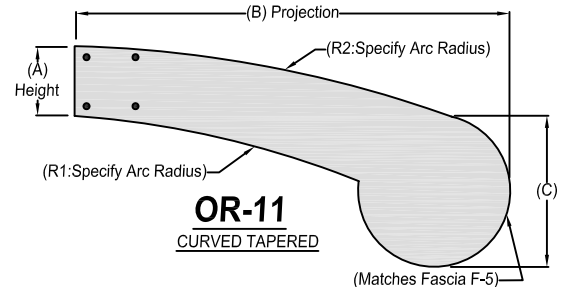
**OR-8** (Matches Fascias F-1&2)  
LONG BLOCK TAPERED



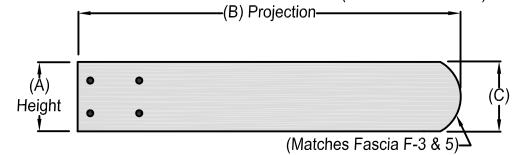
**OR-9** (Matches Fascias F-1&2)  
MONUMENTAL TAPERED



**OR-10** (Matches Fascias F-1&2)  
LONG TAPERED



**OR-11** (Matches Fascia F-5)  
CURVED TAPERED



**OR-12** (Matches Fascia F-3 & 5)  
STRAIGHT BULLNOSE

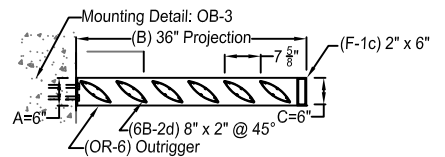
**EXAMPLE:**

- Select an Outrigger Profile and Matching Fascia Profile. Specify Profile Numbers, Dimensions & Projection.  
(OR-6 Straight Rectangular A=6", C=6", & B=36" Projection.)  
(Matching Fascia Profile : F-1 Rectangular 2" x 6".)
- Select Blade Profile: Specify Blade Qty., Angle, Size & Spacing.  
(6B-2d Airfoil Blades 8" x 2", @ 45°, 7-5/8" On Center)
- Specify Attachment Detail for Outriggers (OB3)

**DESIGNER SUNSHADE GUIDELINES:**

Outrigger Fascia Blade Mounting Overall Dimensions

**OR-6 - F-1c - 6B-2d - OB3** A=6", C=6", & B=36"  
Blades 45°, 7 5/8" O.C.



EXAMPLE: MODEL NO. **OR-6-F-1c-6B-2d-OB3**

PROFILE NUMBER	HEIGHT (A)	PROJECTION (B)	(C) SPECIFY SIZE OF OUTRIGGER NOSING & FASCIA PROFILE NO. (IF APPLICABLE)
			(OUTRIGGER PROFILE NO. <u>OR-10</u> ONLY) SPECIFY : R1=                      R2=



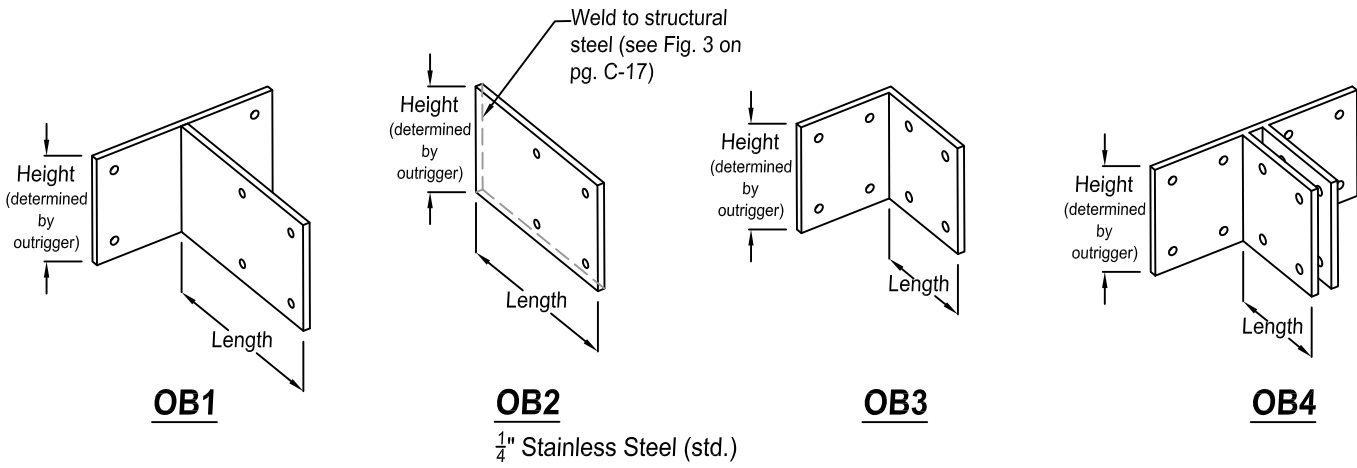
3005 South Hickory Street  
Chattanooga, Tennessee 37407  
Tel: (423) 698-7715  
Fax: (423) 698-6629  
www.unitedenertech.com

STANDARD OUTRIGGER PROFILES

DRAWN BY: GDR	DATE: 3-1-10	REV. DATE: 6-2-10	REV. NO. 4	APPROVED BY: BGT	DWG. NO.: C-22
---------------	--------------	-------------------	------------	------------------	----------------

SUNSHADE MOUNTING OPTIONS - BRACKET DETAILS

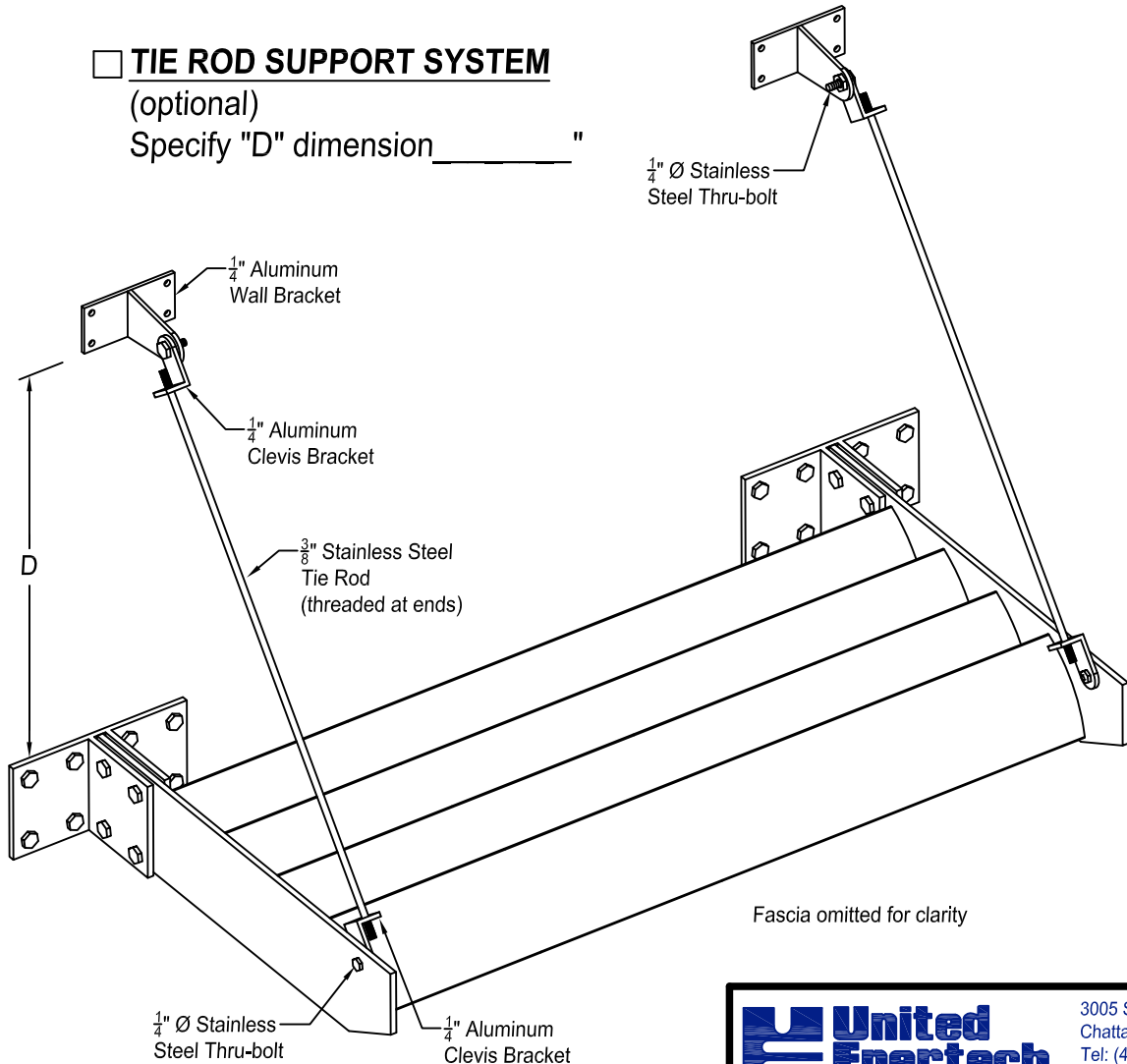
DESIGNER SERIES



Bracket Style	Length	Height	Material Options
			<input type="checkbox"/> $\frac{3}{8}$ " Aluminum <input type="checkbox"/> $\frac{1}{4}$ " Stainless Steel

NOTE: For Attachment to Curtain Wall Systems, Specific details must be provided for bracket design.

**TIE ROD SUPPORT SYSTEM**  
 (optional)  
 Specify "D" dimension \_\_\_\_\_ "



3005 South Hickory Street  
 Chattanooga, Tennessee 37407  
 Tel: (423) 698-7715  
 Fax: (423) 698-6629  
 www.unitedenertech.com

---

**Sunshade Mounting Bracket Details**

DRAWN BY:	DATE:	REV. DATE:	REV. NO.	APPROVED BY:	DWG. NO.:
CLJ	3-24-10	6-2-10	2	BGT	C-23