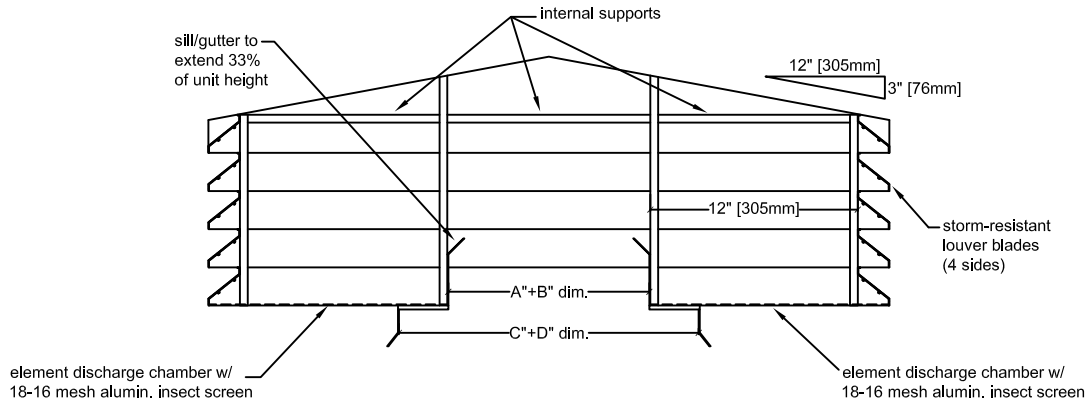




HIGH PERFORMANCE PENTHOUSE 4" [102mm]



STANDARD CONSTRUCTION:

BLADES:

6063-T5 extruded aluminum with 0.081" [2.06mm] thickness. All units incorporate hidden mullions at 60" [1524mm] centers for blade support. Box or Mitered Corners (see detail), Welded construction.

ROOF:

Fabricated at 0.050" [1.27mm] thickness 3003-H14 formed aluminum, roof is secured with sheet metal screws for ease of removal. Standard undercoat is insulated with closed cell versi-foam to prevent condensation and reduce reflective light.

FRAMING:

1-1/2" X 1-1/2" X 1/8" [32mm X 32mm X 3.18mm] aluminum framing angles on 48" [1219mm] max. centers.

SCREEN:

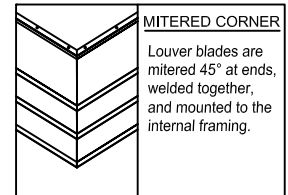
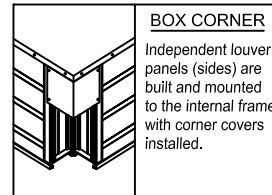
18-16 mesh aluminum insect screen

FINISH:

Aluminum mill finish for low maintenance and resistance to corrosion.

SIZING:

12" [305mm] wide x 12" [305mm] long x 12" [305mm] high is minimum size. Maximum preassembled size is 72" [1829mm] wide by 220" [5588mm] long x 80" [2032mm] high. Unlimited size with multiple section assembly.



QTY.	CORNER BOX OR MITERED	ROOF FLAT OR PITCHED	PENTHOUSE THROAT DIMENSIONS		CURB CAP DIMENSIONS		HEIGHT	OPTIONS/ACCESSORIES/VARIATIONS
			'A'(width)	'B'(length)	'C'(width)	'D'(length)		

Job Name:		MODEL PEL-4-SN HARSH WEATHER PENTHOUSE		
Location:				
Architect:	Engineer:	Drawn By: CLJ	Date: July 2000	Rev. Date: 3-27-13
Contractor:		Rev. No.: 10	Approved By: BGT	Dwg. No.: B-9