



MODEL F/S-3V-FA-I

FRONT ACCESS COMBINATION FIRE/SMOKE DAMPER

U.L. 555 AND U.L.C. S112 LISTED 1-1/2 HOUR RATED

U.L. 555S AND U.L.C. S112.1 LISTED CLASS I LEAKAGE

UL File No.
R25410

Standard Construction:

Frame: Roll-formed galvanized steel hat-section with staked corners with integral bracing.

Blades: 16ga. Roll-formed galvanized steel.
Minimum width: 4.250" (108mm)
Maximum width: 7.250" (184mm)

Bearings: Bronze Oilite, press-fit into frame.

Axles: Square, plated steel.

Seals: Pressure sensitive 450° F silicone blade edge seals and flexible metal jamb seals.

Linkage: Concealed in frame. Linkage bars are .125" (3.2mm) thick plated steel.

Sleeve: Galvanized, wrapped in thermal blanket. (Typ. 3 sides)

Maximum Velocity: 2000 fpm (10.2 m/s) on all sizes

Maximum Pressure: 4" wg (1kPa)

Horizontal Mount Only

Controlled Closure Device: (Heat Activated)

EFL - 165° F Standard,
212°, 250°, 350° F available

PFL - 165° F Standard,
212° F available

Finish: Mill galvanized.

Sizes:

Minimum Size: 14"w x 10"h
(356mm x 254mm)

Max - Single Section: 42"w x 48"h
(1067mm x 1219mm)

Vertical Mount Only

Features:

- The F/S-3V-FA-I series Combination Fire/Smoke Dampers have been designed and tested to exceed all U.L., U.L.C. and N.F.P.A. requirements for fire dampers as well as smoke dampers. They are intended for use where building codes call for the fire damper to also operate as a smoke damper.

- F/S-3V-FA-I is U.L. 555 and U.L.C. S112 listed and labeled as a 1-1/2 hour fire damper.

- U.L. and U.L.C. listed for vertical.

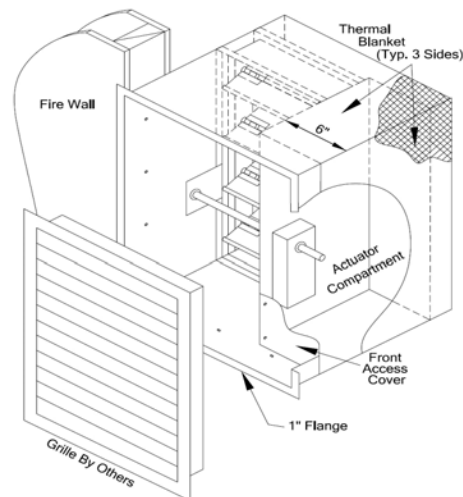
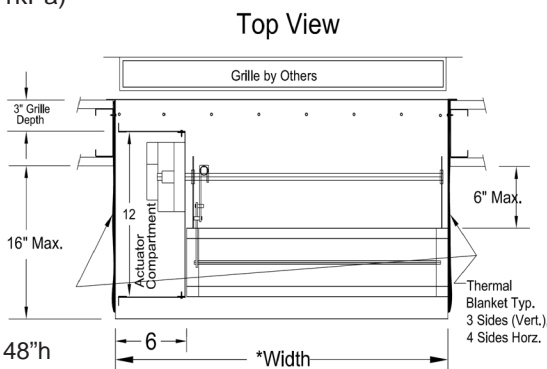
- U.L. 555S / U.L.C. S112.1 listed and labeled as a Leakage Class I rated Smoke Damper with airflow in both directions. Class I provides for a maximum leakage of 8 cfm per sq. ft. at 4.0 inches static pressure. As we are constantly expanding our U.L./U.L.C. listings, we suggest you contact the factory for current information.

U.L. 555S CLASSIFIED
AT 250 °F OR 350 °F
DEPENDING UPON
MOTOR/OPERATOR
*SEE MOTOR/OPERATOR SCHEDULE



Notes:

- Sleeved dampers are furnished approx. Same size as given duct dimension plus 3/8" for insulation, unless noted otherwise.
- *Wall opening must be oversized by 3/4" (19mm) to accommodate thermal blanket thickness
- Not recommended with blades running vertically



Options:

- Transitions
 - Round
 - Oval
- Actuator
 - Electric, _____ VAC
 - Pneumatic, 25 PSI
- Retaining angles
 - One side
- Grille mounting - 1" mounted face flange, STD
 - shipped loose (if external actuator)
- Factory Sleeve: _____ Ga, (20 Ga min.)
length _____ (min. 16")
- Smoke Detector
 - Ionization
 - Photoelectric
- DTO/RE w/ MS Package
- Micro-Switch Package
- RCB-1, -2, -3

Suggested Specification

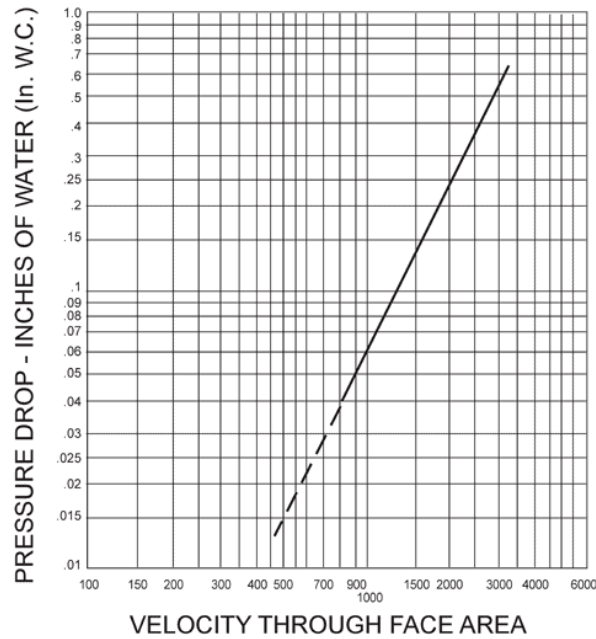
Combination Fire/Smoke Dampers shall be Model: F/S-3V-FA-I by United Energetech. Fire/Smoke Dampers shall bear the Underwriters' Laboratories labels for both Fire Dampers and Smoke Dampers. Each damper shall be UL/ULC qualified for mounting outside of the plane of the wall and have concealed actuator access, from grille side, to allow through the grille access to actuator and controls. U.L. 555S / U.L.C. S112.1 rating shall be Class I with leakage not to exceed 8 cfm per sq. ft. at 4.0 inches static pressure for any size. Linkage shall be of the concealed type for the maximum free area.

| | | | |
|-------------|---|---------------------|--------------------------|
| Name: | <input type="checkbox"/> MODEL F/S-3V-FA-I (1-1/2 hour) | | |
| Location: | | | |
| Architect: | | | |
| Engineer: | DRAWN BY: MAB | DATE: 11-13-07 | REV. DATE: 01/14/2014 |
| Contractor: | REV. NO. 7 | APPROVED BY: SDC | DWG. NO.: B-7 |

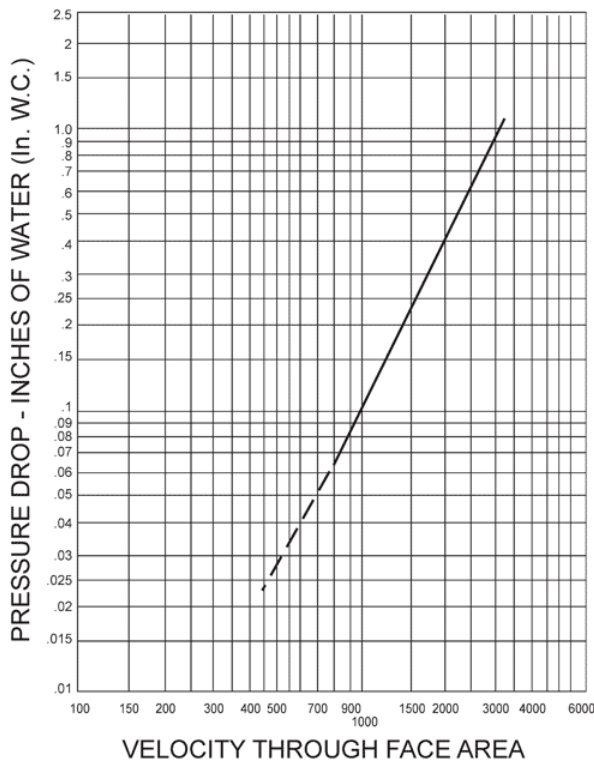
PERFORMANCE DATA

Pressure drop testing was done by an independent laboratory to AMCA Standard 500-D, Fig. 5.3 ductwork upstream & downstream.

DAMPER SIZE 36 x 36



DAMPER SIZE 24 x 24



DAMPER SIZE 12 X 12

