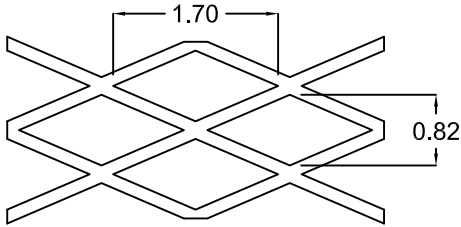


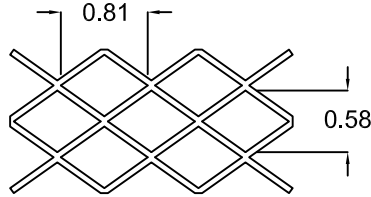
SUBMITTAL DATA

BIRD SCREENS



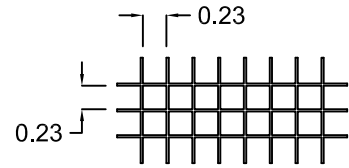
$\frac{3}{4}$ " x .050" ALUMINUM
BIRD SCREEN (2A- STANDARD)

Performance effects when applied to louvers:
 -Water carryover per sq. ft. of free area: 12.7% reduction
 -Velocity through free area: 0.2% increase
 -Pressure Drop: 11% increase



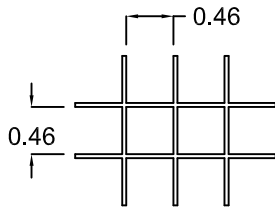
$\frac{1}{2}$ " x .050" ALUMINUM
BIRD SCREEN (2B)

Performance effects when applied to louvers:
 -Water carryover per sq. ft. of free area: 33.3% reduction
 -Velocity through free area: 0.5% increase
 -Pressure Drop: 17.5% increase



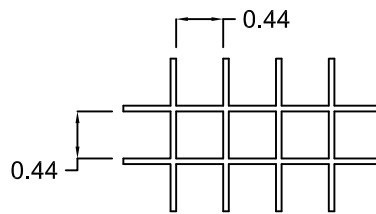
#4 MESH $\frac{1}{4}$ "x $\frac{1}{4}$ " 23ga GALV.
BIRD SCREEN (2C)

Performance effects when applied to louvers:
 -Water carryover per sq. ft. of free area: >33.3% reduction
 -Velocity through free area: >0.5% increase
 -Pressure Drop: >17.5% increase



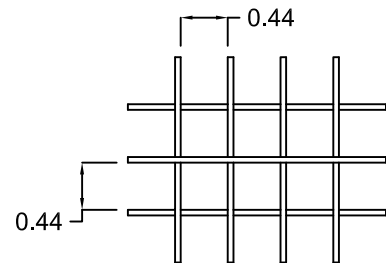
#2 MESH $\frac{1}{2}$ "x $\frac{1}{2}$ " 19ga GALV.
BIRD SCREEN (2D)

Performance effects when applied to louvers:
 -Water carryover per sq. ft. of free area: 33.3% reduction
 -Velocity through free area: 0.5% increase
 -Pressure Drop: 17.5% increase



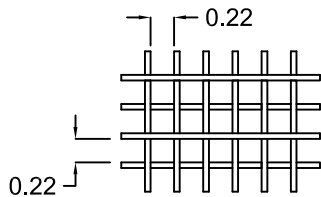
#2 MESH $\frac{1}{2}$ "x $\frac{1}{2}$ " 16ga Black PVC
BIRD SCREEN (2E)

Performance effects when applied to louvers:
 -Water carryover per sq. ft. of free area: 33.3% reduction
 -Velocity through free area: 0.5% increase
 -Pressure Drop: 17.5% increase



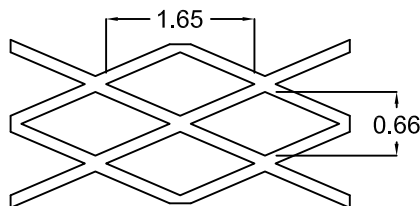
#2 MESH $\frac{1}{2}$ "x $\frac{1}{2}$ " 16ga .063 I-cripp
AL. BIRD SCREEN (2F)

Performance effects when applied to louvers:
 -Water carryover per sq. ft. of free area: 33.3% reduction
 -Velocity through free area: 0.5% increase
 -Pressure Drop: 17.5% increase



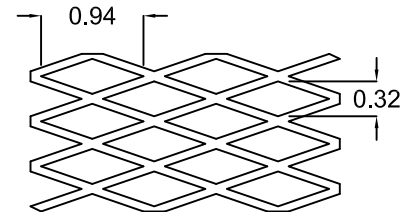
#4 MESH $\frac{1}{4}$ "x $\frac{1}{4}$ " 18ga .047 I-cripp
AL. BIRD SCREEN (2G)

Performance effects when applied to louvers:
 -Water carryover per sq. ft. of free area: >33.3% reduction
 -Velocity through free area: >0.5% increase
 -Pressure Drop: >17.5% increase



$\frac{3}{4}$ " X .081 ALUM. BIRD SCREEN (2H)

Performance effects when applied to louvers:
 -Water carryover per sq. ft. of free area: 12.7% reduction
 -Velocity through free area: 0.2% increase
 -Pressure Drop: 11% increase



$\frac{1}{2}$ " X 18ga. #304 S.S BIRD SCREEN (2I)

Performance effects when applied to louvers:
 -Water carryover per sq. ft. of free area: 33.3% reduction
 -Velocity through free area: 0.5% increase
 -Pressure Drop: 17.5% increase

Note: Performance effects of screens on louvers are based upon AMCA 501-17, Louver Application and Design Guide, section 7.2 (Accessories).

INSECT SCREENS

18-16 MESH .011 ALUMINUM (2J)

18-14 MESH .009 #304 STAINLESS STEEL (2K)

18-16 MESH .011 COPPER (2L)

18-16 MESH .011 BRONZE (2M)

18-16 MESH BLACK PVC VINYL (2N)

Performance effects of insect screen when applied to louvers:
 -Water carryover per sq. ft. of free area: 30.2% reduction
 -Velocity through free area: 0.3% increase
 -Pressure Drop: 16% increase

Note: Performance effects of screens on louvers are based upon AMCA 501-17, Louver Application and Design Guide, section 7.2 (Accessories).

Job Name:

Location:

Architect:

Engineer:

Contractor:



3005 South Hickory Street
 Chattanooga, Tennessee 37407
 Tel: (423) 698-7715
 Fax: (423) 698-6629
www.unitedenertech.com

Screen Options

DRAWN BY: CLJ	DATE: 5-27-10	REV. DATE: 7-17-17	REV. NO. 1	APPROVED BY:	DWG. NO.: A-59
------------------	------------------	-----------------------	---------------	--------------	-------------------