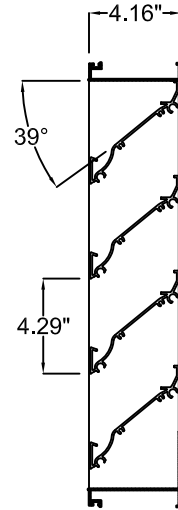


MODEL EL-D-4

DRAINABLE 4" LOUVER

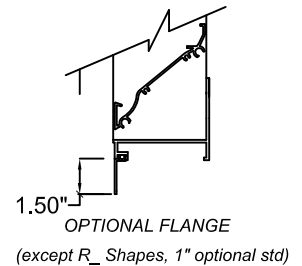
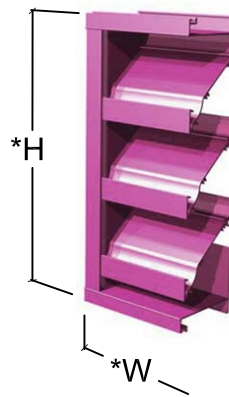
STANDARD CONSTRUCTION:

- Frame:** .081 Extruded Aluminum, 4.16" Deep
- Blade:** .081 Extruded Aluminum positioned on a 39° angle on approximately 4.29" centers
- Birdscreen:** .75" x .051" Flattened Aluminum in removable frame. Screen is mounted as standard on inside (rear) as looking from exterior of building.
- Finish:** Mill Aluminum (Std.)
- Minimum Size:** 12 x12
- Maximum Single Section:** 120"w x 84"h or 84"w x 120"h



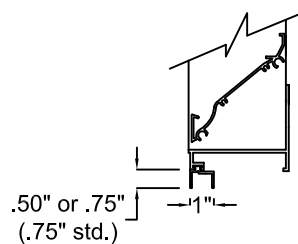
OPTIONS:

- Flanged Frame (1.50" std.), (1" std for shapes R_)
- Custom Flange (1", 2", or 3"), (1.5", 2", or 3" for shapes R_)
- Glazing Adapter (.50" or .75")
- Extended Sill
- Insect Screen (Other Screens Available, See Screen Page)
- Filter Racks (no screen)
- Security Bars
- Hinged Sub Frame
- Welded Construction (Wind Load +/- 50 psf)
- Blank-off, Alum., non-insulated, no screen, non-removeable
- Blank-off, Alum., non-insulated, with bird screen or insect screen
- Blank-off, Alum., insulated double wall, with bird screen, removable
- Blank-off, Alum., insulated double wall, no screen, non-removeable

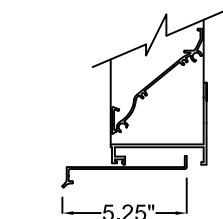


AVAILABLE FINISHES:

- Powder Polyester TGIC** (2 coats) baked on at 410°F, 2.5 to 3.5 mils Meets AAMA-2603 Standards
- Powder Super durable polyester** (2 coats) baked on at 410°F, 2.5 to 3.5 mils Meets AAMA-2604-05 Standards
- Acrylic baked enamel** (ACRA-BOND® ULTRA) by AkzoNobel baked on at 350°F, 0.8 to 1.2 mils dry Meets AAMA-2603 Standards
- Kynar®** (ALUM*A*STAR®) 2 coats by AkzoNobel baked on at 450°F, 1.2 to 1.6 mils dry Meets AAMA-2604-05 Standards
- Kynar 500®** or **HYLAR® 5000 70% TRINAR®** (2 coats) by AkzoNobel baked on at 450°F, 1.2 to 1.6 mils dry, Meets AAMA-2605-05 Standards
- Kynar 500®** or **HYLAR® 5000 (70% Tri-Escent II)** (2 coats) by AkzoNobel, a superior finish to other metallic or anodized finishes. A blend of mica, ceramic, and inorganic pigments creates subtle yet dazzling design that goes beyond metallic color without the requirement of a clear coat. 14 standard colors - custom colors available. Baked on at 415°F, 1.4 to 1.8 mils dry, meets AAMA 2605-05.
- Clear Anodize 204 R-1 Class II** (AA-C22A31)(0.4 to 0.7 mil)
- Clear Anodize 215 R-1 Class I** (AA-C22A41)(>0.7 mil)
- Integral Color Anodize** (AA-C22A42)(>0.7 mil)
 - Clear coat available for all above finishes.
 - Hylar® 5000 is a registered trademark of Solvay Solexis, Inc.
 - Kynar® 500 is a registered trademark of Arkema.
 - ALUM*A*STAR® 50 and TRINAR® are registered trademarks of AkzoNobel
 - ACRA-BOND® ULTRA is a registered trademark of AkzoNobel



OPTIONAL GLAZING ADAPTER



OPTIONAL EXTENDED SILL

*Width and Height dimensions are approximately 1/4" under listed size.

Due to continuing research, United Enertech reserves the right to change specifications without notice.

		3005 South Hickory Street Chattanooga, Tennessee 37407 Tel: (423) 698-7715 Fax: (423) 698-6629 www.unitedenertech.com			
<p>MODEL EL-D-4 (Fixed Drainable Blade Louver)</p>					
DRAWN BY:	DATE:	REV. DATE:	REV. NO.	APPROVED BY:	DWG. NO.:
CLJ	JUNE 2009	MARCH 2011	3	SDC	A-2a

SUGGESTED SPECIFICATION

Finish and install louvers as hereinafter specified where shown on plans or as described in schedules. Louvers shall be drainable blade style with 39° stationary blades. Stationary blades shall be contained within a 4.16" frame. Louver components (heads, jambs, sills, blades, and mullions) shall be factory assembled by the louver manufacturer. Louver sizes too large for shipping shall be built up by the contractor from factory assembled louver sections to provide overall sizes required. Louver design shall incorporate structural supports required to withstand a wind load of 30 lbs. per sq. ft. (equivalent of a 110 mph wind).

Published louver performance data bearing the AMCA Certified Ratings seal for Air Performance & Water Penetration must be submitted for approval prior to fabrication and must demonstrate pressure drop and water penetration equal to or less than the United Enertech model specified.

Louvers shall be United Enertech EL-D-4 6063T5 aluminum construction as follows:

FRAME: 4.16" deep, .081" nominal wall thickness

BLADES: .081" nominal wall thickness. Blades are positioned at 39° angle and spaced approximately 4.29" center to center.

SCREEN: .75" x .051" (19 x 1.3) expanded, flattened aluminum in removable frame.

FINISH: Select finish specification from United Enertech Finishes brochure.

PERFORMANCE DATA

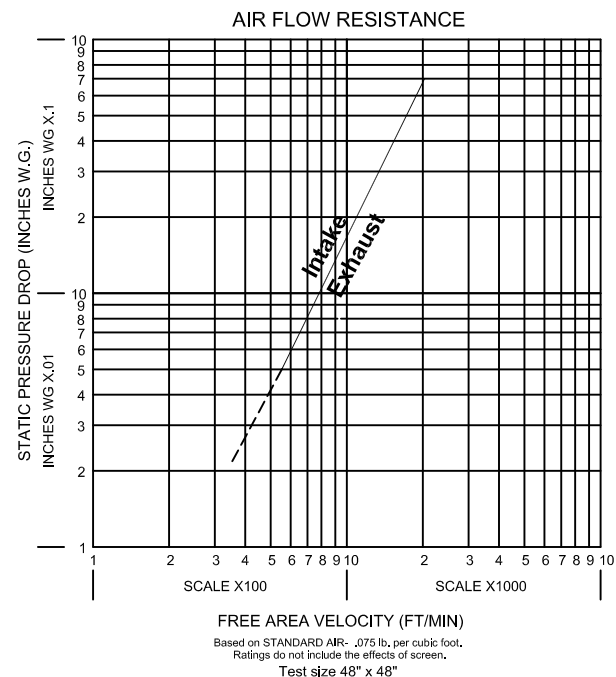
AMCA Standard 500-L provides a reasonable basis for testing and rating louvers. Testing to AMCA 500-L is performed under a certain set of laboratory conditions. This does not guarantee that other conditions will not occur in the actual environment where louvers must operate. The louver system should be designed with a reasonable safety factor for louver performance. To ensure protection from water carryover, design with a performance level somewhat below maximum desired pressure drop and .01 oz./sq. ft. of water penetration.

EL-D-4 FREE AREA IN SQ. FT.

Louver Height Inches	Width - Inches																Louver Height Inches			
	12	18	24	30	36	42	48	54	60	66	72	78	84	90	96	102		108	114	120
12	0.26	0.41	0.57	0.73	0.89	1.05	1.20	1.36	1.52	1.68	1.83	1.99	2.15	2.31	2.47	2.62	2.78	2.94	3.10	12
18	0.45	0.73	1.01	1.28	1.56	1.84	2.11	2.39	2.67	2.95	3.22	3.50	3.78	4.05	4.33	4.61	4.89	5.16	5.44	18
24	0.71	1.14	1.57	2.01	2.44	2.88	3.31	3.75	4.18	4.61	5.05	5.48	5.92	6.35	6.79	7.22	7.65	8.09	8.52	24
30	0.99	1.60	2.21	2.82	3.43	4.04	4.65	5.26	5.87	6.48	7.09	7.70	8.31	8.92	9.53	10.14	10.75	11.36	11.97	30
36	1.17	1.89	2.61	3.33	4.05	4.77	5.49	6.21	6.93	7.65	8.37	9.09	9.81	10.53	11.25	11.97	12.69	13.41	14.13	36
42	1.44	2.33	3.21	4.10	4.99	5.87	6.76	7.65	8.53	9.42	10.31	11.19	12.08	12.96	13.85	14.74	15.62	16.51	17.40	42
48	1.63	2.63	3.64	4.64	5.64	6.65	7.58	8.65	9.66	10.66	11.66	12.67	13.67	14.67	15.68	16.68	17.68	18.69	19.69	48
54	1.89	3.05	4.22	5.38	6.54	7.71	8.87	10.03	11.19	12.36	13.52	14.68	15.85	17.01	18.17	19.34	20.50	21.66	22.83	54
60	2.00	3.23	4.46	5.70	6.93	8.16	9.39	10.62	11.85	13.08	14.32	15.55	16.78	18.01	19.24	20.47	21.71	22.94	24.17	60
66	2.17	3.50	4.84	6.17	7.50	8.84	10.17	11.51	12.84	14.18	15.51	16.84	18.18	19.51	20.85	22.18	23.51	24.85	26.18	66
72	2.62	4.24	5.86	7.47	9.09	10.70	12.32	13.93	15.55	17.16	18.78	20.39	22.01	23.62	25.24	26.85	28.47	30.08	31.70	72
78	2.80	4.52	6.24	7.96	9.69	11.41	13.13	14.85	16.57	18.30	20.02	21.74	23.46	25.18	26.90	28.63	30.35	32.07	33.79	78
84	3.07	4.97	6.86	8.75	10.64	12.53	14.43	16.32	18.21	20.10	21.99	23.88	25.78	27.67	29.56	31.45	33.34	35.24	37.13	84
90	3.26	5.26	7.27	9.28	11.28	13.29	15.29	17.30	19.30	21.31	23.31	25.32	27.32	29.33	31.34	33.34	35.35	37.35	39.36	90
96	3.52	5.69	7.86	10.03	12.20	14.37	16.53	18.70	20.87	23.04	25.21	27.38	29.55	31.71	33.88	36.05	38.22	40.39	42.56	96
102	3.81	6.15	8.50	10.84	13.19	15.53	17.87	20.22	22.56	24.91	27.25	29.59	31.94	34.28	36.63	38.97	41.31	43.66	46.00	102
108	3.98	6.43	8.88	11.32	13.77	16.22	18.67	21.12	23.57	26.02	28.46	30.91	33.36	35.81	38.26	40.71	43.15	45.60	48.05	108
114	4.26	6.88	9.50	12.12	14.74	17.36	19.98	22.60	25.22	27.84	30.47	33.09	35.71	38.33	40.95	43.57	46.19	48.81	51.43	114
120	4.44	7.17	9.90	12.64	15.37	18.10	20.83	23.57	26.30	29.03	31.76	34.49	37.23	39.96	42.69	45.42	48.16	50.89	53.62	120



United Enertech certifies that the louver model EL-D-4 shown hereon is licensed to bear the AMCA seal. The ratings shown are based on tests and procedures performed in accordance with the AMCA publication 511 and comply with the requirement of the AMCA Certified Ratings Program. The AMCA Certified Ratings Seal applies to Air Performance and Water Penetration ratings.



Beginning point of **WATER PENETRATION** for **MODEL EL-D-4** is **1147 fpm** free area velocity at .01 oz. of water

