

MODEL AFL-D-4

HIGH PERFORMANCE ADJUSTABLE LOUVER 4"

STANDARD CONSTRUCTION:

FRAME:

.081 Extruded Aluminum 4.25" deep.

BLADES:

.081 Extruded Aluminum Positioned on a 37° angle on approximately 2.88" centers.

LINKAGE:

In Airstream

BIRDSCREEN:

.75" X .051 Flattened Aluminum in Removable Frame. Screen is mounted on inside (rear) as looking from exterior of building.

OPERATOR:

Louvers without actuators will be supplied with Locking Quadrants

FINISH:

Mill Aluminum (Std.)

MINIMUM SIZE:

12"w x 12"h

MAXIMUM SIZE:

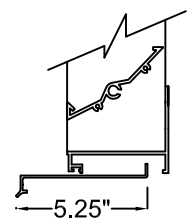
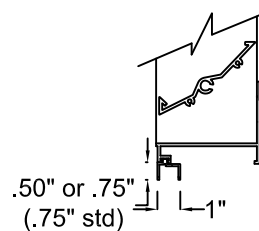
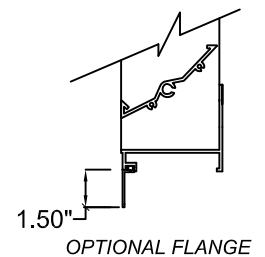
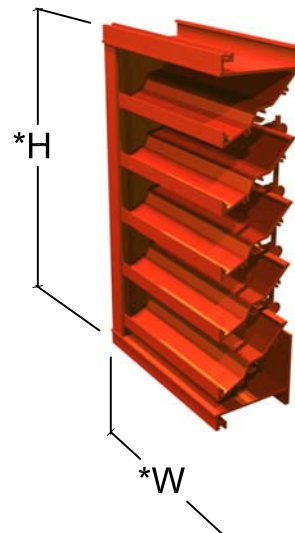
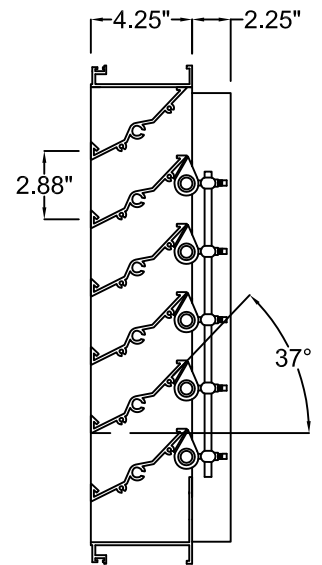
60"w x 96"h single section, Multiple louvers can be bolted together up to 120"w x 84" h or 84"w x 120"h. Factory assembled multi-section max: 108"w x 48"h. Larger sizes are field assembled.

OPTIONS:

- Flanged Frame (1.5" std.)
- Custom Flange (1", 2", or 3")
- Glazing Adapter (.50" or .75")
- Extended Sill
- Insect Screen (Other Screens Available, See Screen Page)
- Filter Racks (no screen)
- Security Bars
- Blade Seals (EPDM)
- Jamb Seals (Stainless Steel)
- Hinged Sub Frame
- Actuator: See Actuator Selection Chart

AVAILABLE FINISHES:

- Powder Polyester TGIC** (2 coats) baked on at 410°F, 2.5 to 3.5 mils Meets AAMA-2603 Standards
- Powder Super durable polyester** (2 coats) baked on at 410°F, 2.5 to 3.5 mils Meets AAMA-2604-05 Standards
- Acrylic baked enamel** (ACRA-BOND® ULTRA) by AkzoNobel baked on at 350°F, 0.8 to 1.2 mils dry Meets AAMA-2603 Standards
- Kynar®** (ALUM*A*STAR®) 2 coats by AkzoNobel baked on at 450°F, 1.2 to 1.6 mils dry Meets AAMA-2604-05 Standards
- Kynar 500®** or **HYLAR® 5000 70% TRINAR®** (2 coats) by AkzoNobel baked on at 450°F, 1.2 to 1.6 mils dry, Meets AAMA-2605-05 Standards
- Kynar 500®** or **HYLAR® 5000 (70% Tri-Escent II)** (2 coats) by AkzoNobel, a superior finish to other metallic or anodized finishes. A blend of mica, ceramic, and inorganic pigments creates subtle yet dazzling design that goes beyond metallic color without the requirement of a clear coat. 14 standard colors - custom colors available. Baked on at 415°F, 1.4 to 1.8 mils dry, meets AAMA 2605-05.
- Clear Anodize 204 R-1 Class II** (AA-C22A31)(0.4 to 0.7 mil)
- Clear Anodize 215 R-1 Class I** (AA-C22A41)(>0.7 mil)
- Integral Color Anodize** (AA-C22A42)(>0.7 mil)
 - Clear coat available for all above finishes.
 - Hylar® 5000 is a registered trademark of Solvay Solexis, Inc.
 - Kynar® 500 is a registered trademark of Arkema.
 - ALUM*A*STAR® 50 and TRINAR® are registered trademarks of AkzoNobel
 - ACRA-BOND® ULTRA is a registered trademark of AkzoNobel



OPTIONAL GLAZING ADAPTER

OPTIONAL EXTENDED SILL

*Width and Height dimensions are approximately 1/4" under listed size.

Due to continuing research, United Enertech reserves the right to change specifications without notice.

		3005 South Hickory Street Chattanooga, Tennessee 37407 Tel: (423) 698-7715 Fax: (423) 698-6629 www.unitedenertech.com			
MODEL AFL-D-4 (High Performance Adjustable Louver 4")					
DRAWN BY: CLJ	DATE: APRIL 1998	REV. DATE: February 2011	REV. NO. 8	APPROVED BY: BGT	DWG. NO.: A-25

SUGGESTED SPECIFICATION

Furnish and install louvers as hereinafter specified where shown on plans or as described in schedules. Louvers shall be adjustable drainable type with drain gutters in each blade and downspouts in jamba and mullions. adjustable drainable blades shall be contained within a 4.25" frame. Louver components (heads, jamba, sills, blades, and mullions) shall be factory assembled by the louver manufacturer. Louver sizes too large for shipping shall be built up by the contractor from factory assembled louver sections to provide overall sizes required. Louver design shall incorporate structural supports required to withstand a wind load of 30 lbs. Per sq. ft. (equivalent of a 110 mph wind).

Louvers shall be United Enertech #AFL-D-4 6063T6 extruded aluminum construction as follows:

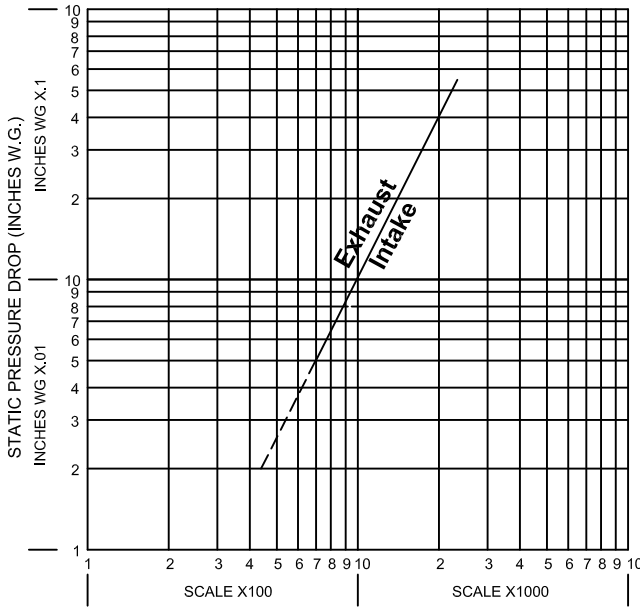
- Frame: 4.25" deep, .081 nominal wall thickness.
- Blades: .081 nominal wall thickness. Drainable.
- Blades are positioned at 37-degree angle and spaced approximately 2.88 center to center.
- Screen: .75" x .051" (19 x 1.3) expanded, flattened aluminum in removable frame.
- Finish: Select finish specification from United Enertech Finishes Brochure.

PERFORMANCE DATA

AMCA Standard 500-L provides a reasonable basis for testing and rating louvers. Testing to AMCA 500-L is performed under a certain set of laboratory conditions. This does not guarantee that other conditions will not occur in the actual environment where louvers must operate.

The louver system should be designed with a reasonable safety factor for louver performance. To ensure protection from water carryover, design with a performance level somewhat below maximum desired pressure drop and .01 oz./sq.ft. of water penetration.

AIR FLOW RESISTANCE



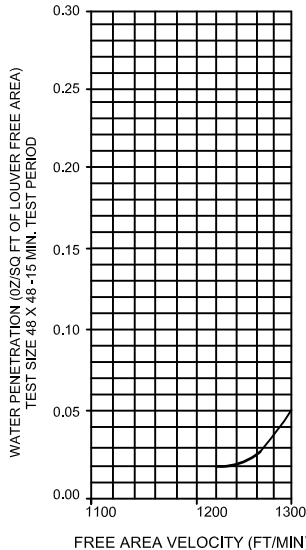
Based on STANDARD AIR-.075 lb. per cubic foot.
Ratings do not include the effects of screen.
Test size 48" x 48"

FREE AREA CHART (SQUARE FEET)

Louver Height	Louver Width In Inches								Louver Height	
	12	18	24	30	36	42	48	54		60
12	0.27	0.44	0.60	0.77	0.94	1.10	1.28	1.45	1.61	12
18	0.47	0.77	1.05	1.35	1.64	1.94	2.24	2.52	2.82	18
24	0.68	1.11	1.53	1.96	2.38	2.81	3.23	3.66	4.08	24
30	0.84	1.37	1.89	2.41	2.94	3.47	3.99	4.51	5.04	30
36	1.03	1.67	2.32	2.96	3.60	4.24	4.89	5.53	6.17	36
42	1.25	2.02	2.81	3.59	4.36	5.14	5.92	6.62	7.47	42
48	1.44	2.34	3.23	4.13	5.02	5.92	6.81	7.71	8.61	48
54	1.63	2.65	3.67	4.69	5.71	6.73	7.74	8.76	9.78	54
60	1.84	2.98	4.12	5.26	6.40	7.55	8.69	9.83	10.97	60
66	2.03	3.29	4.56	5.83	7.10	8.37	9.63	10.90	12.16	66
72	2.24	3.62	5.02	6.41	7.80	9.19	10.58	11.98	13.37	72
78	2.42	3.94	5.44	6.95	8.46	9.97	11.48	12.99	14.50	78
84	2.64	4.59	5.93	7.57	9.22	10.86	12.51	14.17	15.82	84
90	2.84	4.61	6.38	8.14	9.91	11.69	13.45	15.22	16.97	90
96	3.04	4.95	6.84	8.75	10.65	12.31	14.44	16.34	18.24	96

WATER PENETRATION

Standard Air-.075 lb/ft³



Based on STANDARD AIR-.075 lb. per cubic foot.
Ratings do not include the effects of screen.
15 minute test duration

Beginning point of WATER PENETRATION
is
1217 fpm

the maximum recommended FREE AREA VELOCITY



United Enertech certifies that the AFL-D-4 shown herein is licensed to bear the AMCA Seal. The ratings shown are based on tests and procedures performed in accordance with AMCA Publication 511 and comply with the requirements of the AMCA Certified Ratings Program. The AMCA certified rating seal applies to air performance ratings and water penetration ratings.