



MODEL FDD-SC CURTAIN FIRE DAMPER

U.L. 555 CLASSIFIED 1-1/2 AND 3 HOURS
FOR USE IN DYNAMIC STATIC SYSTEMS

Base UL Model: FDD

Application and Design

The Model FDD-SC is UL Classified for installation in walls, floors, and partitions with a fire rating of less than 3 hours. This damper must be installed vertically or horizontally in dynamic HVAC systems that continue to run in the event of fire. Also approved for Static Systems.

(See optional 3 hr rating)

Standard Construction

Frame: 12" Roll formed Type C Frame - Galvanized Steel - Integral Sleeve

Blades: Low Profile Roll Formed - Galvanized Steel 100% Free Area

Closure Springs: Stainless Steel constant force coil

Fusible Link - UL-33: UL Listed 165°F (Standard), 212°F (Optional)

Maximum Velocity: 2000 FPM (10.2 M/S)

Maximum Pressure: 4" WG (1KPA)

Model FDD-SC meets or complies with the following as a fire damper:

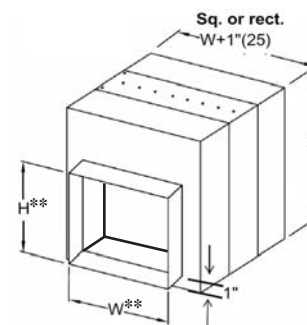
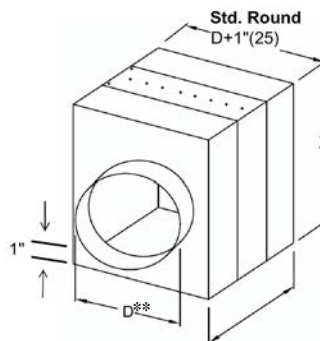
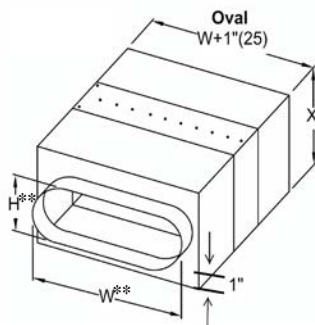
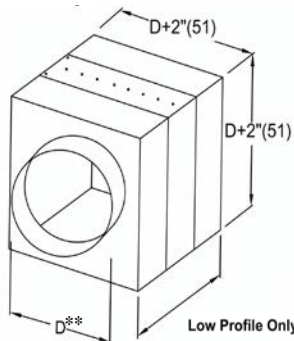
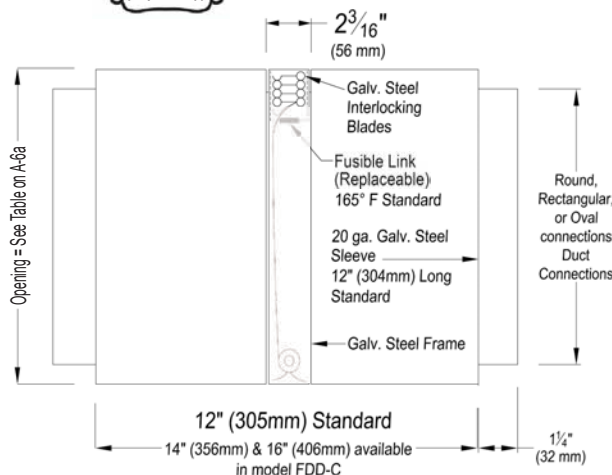
All major building codes, including IBC/ICC International Code

UL 555 Listing 1-1/2 and 3 Hour - File #R25410

ULC S112

NFPA - 90A, 80

Note: Refer to installation instructions for required opening in fire rated barrier.



Standard Sizes (duct) 1-1/2 hr & 3 hr

Transition	Min. V or H	*Max. Vertical Size	*Max. Horizontal
Rectangular or Oval	5" X 3" 127mm X 76mm	71"W X 32"H 1803mm X 813mm	35"W X 32"H 889mm X 813mm
Round	4" 102mm	31" 787mm	20" 508mm
Round (Low Profile)	4" 102mm	33" 838mm	22" 559mm

* May consist of multi-sections

*See Chart for Overall Sizes

**Dampers are furnished Approx. 1/4" undersized as given duct dimensions, unless otherwise noted.

Options:

- Retaining Angles
 - One Side
 - Both Sides
- 3 Hour Rating
- Mounting:
 - Horizontal
 - Vertical

Note: Due to continuing research, UE reserves the right to change specifications without notice.

Low Profile Round

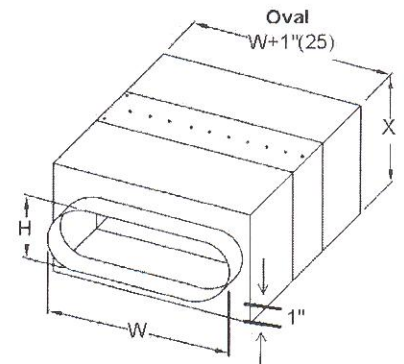
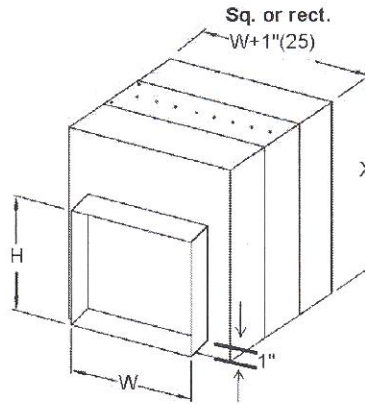
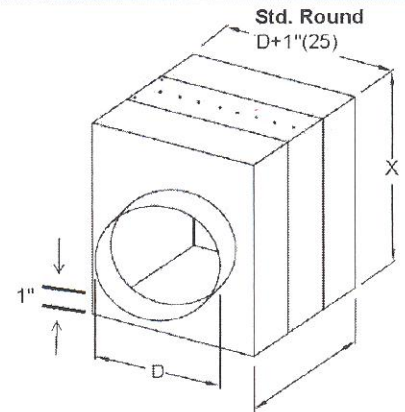
Job Name:
Location:
Architect:
Engineer:
Contractor:

<input type="checkbox"/> MODEL FDD-SC	<input type="checkbox"/> Rectangular	
	<input type="checkbox"/> Round	
	<input type="checkbox"/> Round (Low Profile)	
	<input type="checkbox"/> Oval	
DRAWN BY: MAB	DATE: 09-08-06	REV. DATE: 02-10-10
REV. NO. 7	APPROVED BY: SDC	DWG. NO.: A-6



MODEL FDD-SC
DYNAMIC CURTAIN INTEGRAL SLEEVE FIRE DAMPERS
HORIZONTAL AND VERTICAL — 1 1/2 HOUR & 3 HOUR
FIRE DAMPER SIZE CHART

D and H Dimensions	Std. Round, Rect., Oval "X" Dimension (Actual Size)
Inches	Inches
3	6
4	7
5	8
6	9
7	10
8	11
9	12
10	13
11	14
12	15
13	16
14	17
15	18
16	19
17	20
18	21
19	22
20	23
21	25
22	26
23	27
24	28
25	29
26	30
27	31
28	32
29	33
30	34
31	35
32	36
33	38
34	39
35	40
36	41
37	42
38	43
39	44
40	45
41	46
42	47
43	48
44	49
45	50
46	51



Low Profile Only

