

# MODEL FD-AOW

## CURTAIN FIRE DAMPER

U.L. 555 CLASSIFIED 1-1/2 HOUR  
FOR USE IN STATIC SYSTEMS

### Application and Design

The Model FD-AOW is UL Classified for installation where the grille and damper assembly does not allow for mounting in the plane of the fire barrier with a fire rating of less than 3 hours. This damper may be installed horizontally or vertically in static HVAC systems that shut down in the event of fire.

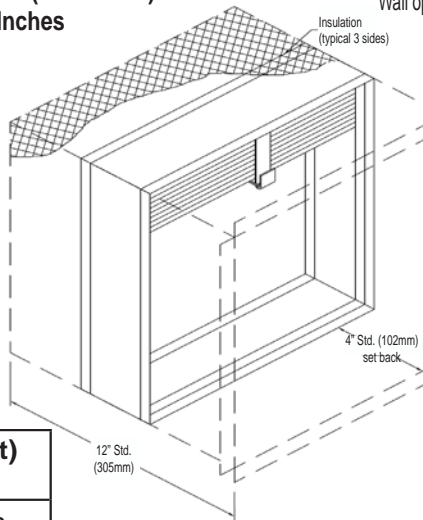
### Standard Construction

- Frame:** Roll formed Frame - Galvanized Steel Sleeved
- Sleeve:** 20 Ga. Galvanized - Wrapped in Thermal Blanket
- Blades:** Low Profile Roll Formed - Galvanized Steel
- Flange:** 3/4"
- Closure Springs** (horizontal models only): Stainless Steel constant force coil
- Fusible Link - UL-33:** UL Listed 165°F (Standard), 212°F (Optional)
- Insulation:** Typ. 3 sides vertical, 4 sides horizontal

Model FD-AOW meets or complies with the following as a fire damper:  
All major building codes, including IBC/ICC International Code  
UL 555 Listing 1-1/2 Hour - File #R25410  
ULC S112

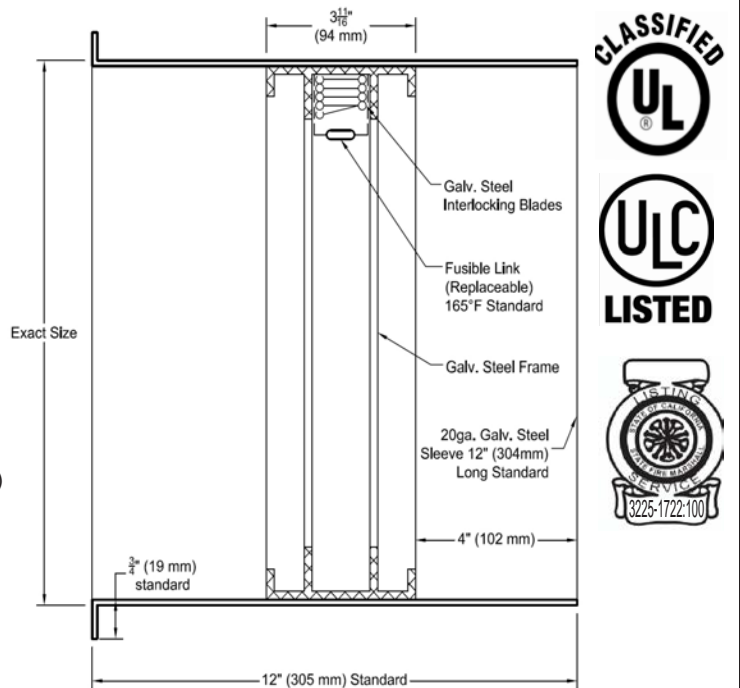
### Options:

- Factory Sleeve:** \_\_\_\_\_ Ga (18 Ga min.)
- Sleeve Length:** \_\_\_\_\_ Inches
- Retaining Angles**  
One Side \_\_\_\_\_
- Transitions on open**  
(Non Grille) end
- Mounting:**
  - Horizontal
  - Vertical

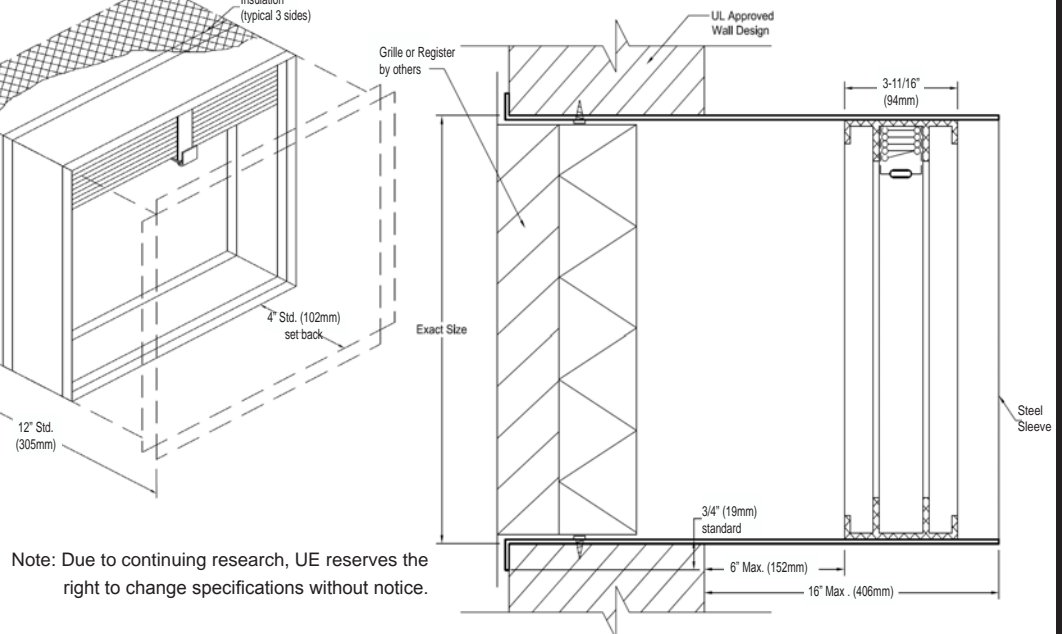


Standard Sizes (duct) 1-1/2 hr	
Min. Size	Max. Size
6"W X 6"H 152mm X 152mm	*42"W X 48"H 1067mm X 1219mm

\*May consist of multi-sections



Note: Dampers are furnished Approx. actual size of given duct dimensions, (not including thermal blanket). Wall opening must be oversized by 3/8" (9.5mm) to accommodate thermal blanket thickness.



Note: Due to continuing research, UE reserves the right to change specifications without notice.

Job Name:
Location:
Architect:
Engineer:
Contractor:

<input type="checkbox"/> <b>MODEL FD-AOW</b>		
DRAWN BY: MAB	DATE: 11-06-07	REV. DATE: 6-11-10
REV. NO. 4	APPROVED BY: SDC	DWG. NO.: A-24