

MODEL VF-2

CHEVRON BLADE FIXED LOUVER 2"

STANDARD CONSTRUCTION:

- Frame:** .060 Extruded Aluminum, 2.16" Deep
- Blade:** V shaped .060" Extruded Aluminum on approximately 1" centers
- Birdscreen:** .75" x .051" Flattened Aluminum in removable frame. Screen is mounted as standard on inside (rear) as looking from exterior of building.
- Finish:** Mill Aluminum (Std.)
- Minimum Size:** 12 x12

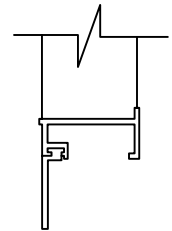
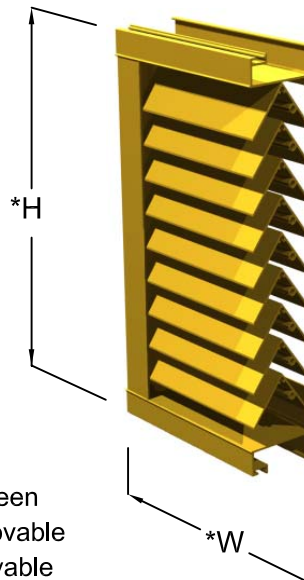
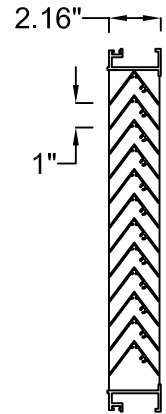
Maximum Single Section: 120"w x 84"h
or
84"w x 120"h

OPTIONS:

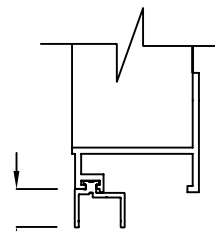
- Flanged Frame (1.5" std.)
- Custom Flange (1", 2" , or 3")
- Extended Sill
- Glazing Adapter (.50" or .75")
- Insect Screen (Other Screens Available, See Screen Page)
- Filter Racks (no screen)
- Security Bars
- Hinged Sub Frame
- Welded Construction (Wind Load +/- 50 psf)
- Blank-off, Alum., non-insulated, no screen, non-removeable
- Blank-off, Alum., non-insulated, with bird screen or insect screen
- Blank-off, Alum., insulated double wall, with bird screen, removable
- Blank-off, Alum., insulated double wall, no screen, non-removeable

AVAILABLE FINISHES:

- Powder Polyester TGIC** (2 coats) baked on at 410°F, 2.5 to 3.5 mils Meets AAMA-2603 Standards
- Powder Super durable polyester** (2 coats) baked on at 410°F, 2.5 to 3.5 mils Meets AAMA-2604-05 Standards
- Acrylic baked enamel** (ACRA-BOND® ULTRA) by AkzoNobel baked on at 350°F, 0.8 to 1.2 mils dry Meets AAMA-2603 Standards
- Kynar®** (ALUM*A*STAR®) 2 coats by AkzoNobel baked on at 450°F, 1.2 to 1.6 mils dry Meets AAMA-2604-05 Standards
- Kynar 500®** or **HYLAR® 5000 70% TRINAR®** (2 coats) by AkzoNobel baked on at 450°F, 1.2 to 1.6 mils dry, Meets AAMA-2605-05 Standards
- Kynar 500®** or **HYLAR® 5000 (70% Tri-Escent II)** (2 coats) by AkzoNobel, a superior finish to other metallic or anodized finishes. A blend of mica, ceramic, and inorganic pigments creates subtle yet dazzling design that goes beyond metallic color without the requirement of a clear coat. 14 standard colors - custom colors available. Baked on at 415°F, 1.4 to 1.8 mils dry, meets AAMA 2605-05.
- Clear Anodize 204 R-1 Class II** (AA-C22A31)(0.4 to 0.7 mil)
- Clear Anodize 215 R-1 Class I** (AA-C22A41)(>0.7 mil)
- Integral Color Anodize** (AA-C22A42)(>0.7 mil)
 - Clear coat available for all above finishes.
 - Hylar® 5000 is a registered trademark of Solvay Solexis, Inc.
 - Kynar® 500 is a registered trademark of Arkema.
 - ALUM*A*STAR® 50 and TRINAR® are registered trademarks of AkzoNobel
 - ACRA-BOND® ULTRA is a registered trademark of AkzoNobel

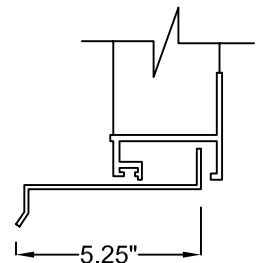


OPTIONAL FLANGE



.50" or .75"
(.75" std.)

OPTIONAL
GLAZING ADAPTER



5.25"
OPTIONAL
EXTENDED SILL

*Width and Height dimensions are approximately 1/4" under listed size.

Due to continuing research, United Enertech reserves the right to change specifications without notice.



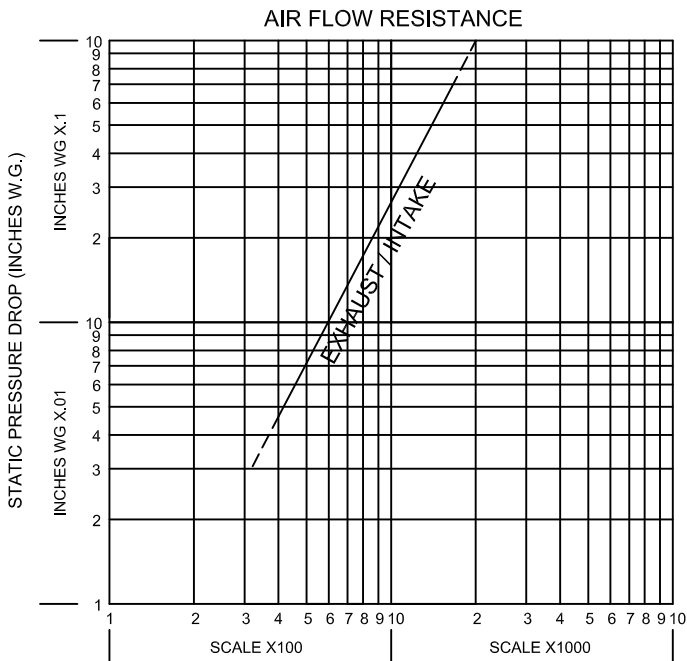
3005 South Hickory Street
Chattanooga, Tennessee 37407
Tel: (423) 698-7715
Fax: (423) 698-6629
www.unitedenertech.com

MODEL VF-2 (CHEVRON BLADE FIXED LOUVER 2")

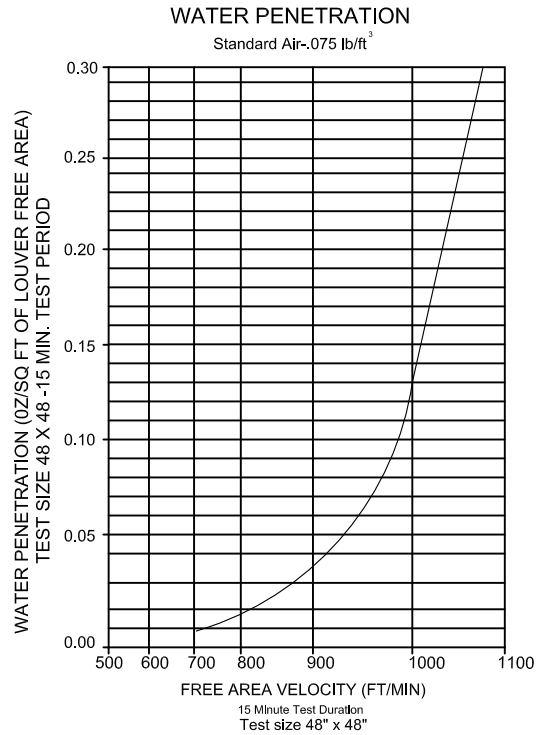
DRAWN BY: MHM	DATE: 3-29-10	REV. DATE: 7-7-10	REV. NO. 1	APPROVED BY: BGT	DWG. NO.: A-4
------------------	------------------	----------------------	---------------	---------------------	------------------

VF-2 FREE AREA IN SQ. FT.

Louver Height Inches	Width - Inches																		Louver Height Inches	
	12	18	24	30	36	42	48	54	60	66	72	78	84	90	96	102	108	114		120
12	0.16	0.27	0.37	0.48	0.58	0.69	0.79	0.89	1.00	1.10	1.21	1.31	1.41	1.52	1.62	1.73	1.83	1.94	2.04	12
18	0.29	0.47	0.65	0.84	1.02	1.20	1.38	1.56	1.75	1.93	2.11	2.29	2.48	2.66	2.84	3.02	3.21	3.39	3.57	18
24	0.41	0.67	0.93	1.19	1.45	1.71	1.97	2.24	2.50	2.76	3.02	3.28	3.54	3.80	4.06	4.32	4.58	4.84	5.10	24
30	0.54	0.87	1.21	1.55	1.89	2.23	2.57	2.91	3.24	3.58	3.92	4.26	4.60	4.94	5.28	5.61	5.95	6.29	6.63	30
36	0.66	1.08	1.49	1.91	2.33	2.74	3.16	3.58	3.99	4.41	4.83	5.24	5.66	6.08	6.49	6.91	7.33	7.74	8.16	36
42	0.78	1.28	1.77	2.27	2.76	3.26	3.75	4.25	4.74	5.24	5.73	6.23	6.72	7.22	7.71	8.21	8.70	9.19	9.69	42
48	0.91	1.48	2.05	2.63	3.20	3.77	4.34	4.92	5.49	6.06	6.64	7.21	7.78	8.36	8.93	9.50	10.07	10.65	11.22	48
54	1.03	1.68	2.33	2.98	3.63	4.29	4.94	5.59	6.24	6.89	7.54	8.19	8.84	9.49	10.15	10.80	11.45	12.10	12.75	54
60	1.15	1.88	2.61	3.34	4.07	4.80	5.53	6.26	6.99	7.72	8.45	9.18	9.90	10.63	11.36	12.09	12.82	13.55	14.28	60
66	1.28	2.09	2.89	3.70	4.51	5.31	6.12	6.93	7.74	8.54	9.35	10.16	10.97	11.77	12.58	13.39	14.19	15.00	15.81	66
72	1.40	2.29	3.17	4.06	4.94	5.83	6.71	7.60	8.49	9.37	10.26	11.14	12.03	12.91	13.80	14.68	15.57	16.45	17.34	72
78	1.53	2.49	3.45	4.42	5.38	6.34	7.31	8.27	9.23	10.20	11.16	12.12	13.09	14.05	15.02	15.98	16.94	17.91	18.87	78
84	1.65	2.69	3.73	4.77	5.82	6.86	7.90	8.94	9.98	11.02	12.07	13.11	14.15	15.19	16.23	17.27	18.32	19.36	20.40	84
90	1.77	2.89	4.01	5.13	6.25	7.37	8.49	9.61	10.73	11.85	12.97	14.09	15.21	16.33	17.45	18.57	19.69	20.81	21.93	90
96	1.90	3.09	4.29	5.49	6.69	7.89	9.08	10.28	11.48	12.68	13.88	15.07	16.27	17.47	18.67	19.87	21.06	22.26	23.46	96
102	2.02	3.30	4.57	5.85	7.12	8.40	9.68	10.95	12.23	13.50	14.78	16.06	17.33	18.61	19.88	21.16	22.44	23.71	24.99	102
108	2.14	3.50	4.85	6.21	7.56	8.91	10.27	11.62	12.98	14.33	15.69	17.04	18.39	19.75	21.10	22.46	23.81	25.16	26.52	108
114	2.27	3.70	5.13	6.56	8.00	9.43	10.86	12.29	13.73	15.16	16.59	18.02	19.46	20.89	22.32	23.75	25.18	26.62	28.05	114
120	2.39	3.90	5.41	6.92	8.43	9.94	11.45	12.96	14.47	15.99	17.50	19.01	20.52	22.03	23.54	25.05	26.56	28.07	29.58	120



Based on STANDARD AIR- .075 lb. per cubic foot.
 Ratings do not include the effects of screen.
 15 Minute Test Duration
 Test size 48" x 48"



Beginning point of WATER PENETRATION
 is
715 fpm
 free area velocity at .01 oz. of water penetration