

MODEL RD-8

8" VERTICAL BLADE SAND/RAIN FIXED LOUVER

STANDARD CONSTRUCTION:

FRAME: .081 extruded aluminum sides 8.50" deep
 .090 formed aluminum top and bottom
 (bottom incorporates 45° angle for maximum drainage)

BLADES: .081 extruded aluminum placed on 2" centers

BIRDSCREEN: .75" x .051 Flattened Aluminum in removeable frame.
 Screen is mounted as standard on inside (rear) as looking from exterior of building.

FINISH: Mill Aluminum (Std)

MINIMUM SIZE: 12"w x 18"h

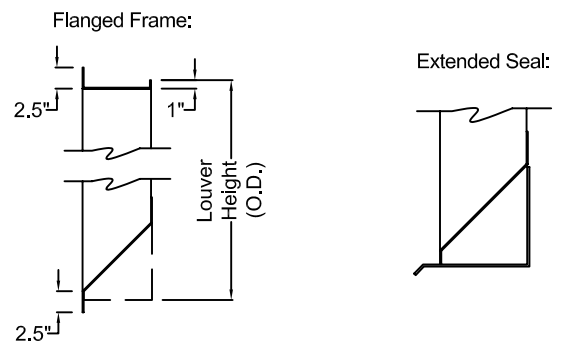
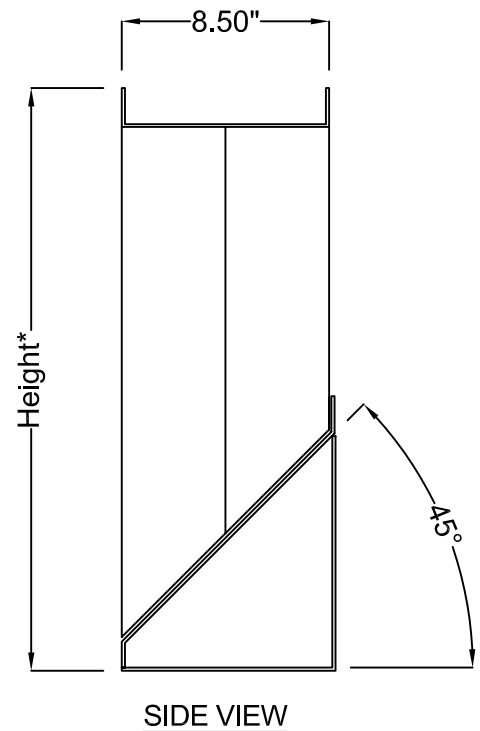
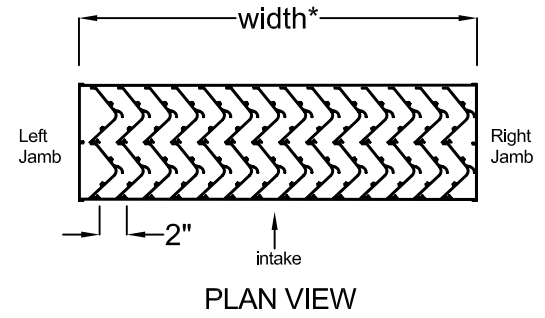
MAXIMUM SIZE: 48"w x 96"h or 120"w x 48"h

OPTIONS:

- Flanged Frame (1.5" std.)
- Custom Flange (1", 2" , or 3")
- Extended Sill
- Insect Screen (Other Screens Available, See Screen Page)
- Filter Racks (no screen)
- Security Bars
- Hinged Sub Frame
- Welded Construction (Wind Load +/- 50 psf)
- Blank-off, Alum., non-insulated, no screen, non-removeable
- Blank-off, Alum., non-insulated, with bird screen or insect screen
- Blank-off, Alum., insulated double wall, with bird screen, removable
- Blank-off, Alum., insulated double wall, no screen, non-removeable

AVAILABLE FINISHES:

- Powder Polyester TGIC** (2 coats) baked on at 410°F, 2.5 to 3.5 mils Meets AAMA-2603 Standards
- Powder Super durable polyester** (2 coats) baked on at 410°F, 2.5 to 3.5 mils Meets AAMA-2604-05 Standards
- Acrylic baked enamel** (ACRA-BOND® ULTRA) by AkzoNobel baked on at 350°F, 0.8 to 1.2 mils dry Meets AAMA-2603 Standards
- Kynar®** (ALUM*A*STAR®) 2 coats by AkzoNobel baked on at 450°F, 1.2 to 1.6 mils dry Meets AAMA-2604-05 Standards
- Kynar 500®** or HYLAR® 5000 70% TRINAR® (2 coats) by AkzoNobel baked on at 450°F, 1.2 to 1.6 mils dry, Meets AAMA-2605-05 Standards
- Kynar 500®** or HYLAR® 5000 (70% Tri-Escent II) (2 coats) by AkzoNobel, a superior finish to other metallic or anodized finishes. A blend of mica, ceramic, and inorganic pigments creates subtle yet dazzling design that goes beyond metallic color without the requirement of a clear coat. 14 standard colors - custom colors available. Baked on at 415°F, 1.4 to 1.8 mils dry, meets AAMA 2605-05.
- Clear Anodize 204 R-1 Class II** (AA-C22A31)(0.4 to 0.7 mil)
- Clear Anodize 215 R-1 Class I** (AA-C22A41)(>0.7 mil)
- Integral Color Anodize** (AA-C22A42)(>0.7 mil)
 - Clear coat available for all above finishes.
 - Hylar® 5000 is a registered trademark of Solvay Solexis, Inc.
 - Kynar® 500 is a registered trademark of Arkema.
 - ALUM*A*STAR® 50 and TRINAR® are registered trademarks of AkzoNobel
 - ACRA-BOND® ULTRA is a registered trademark of AkzoNobel



*Width and Height dimensions are approximately 1/4" under listed size.
 Due to continuing research, United Enertech reserves the right to change specifications without notice.

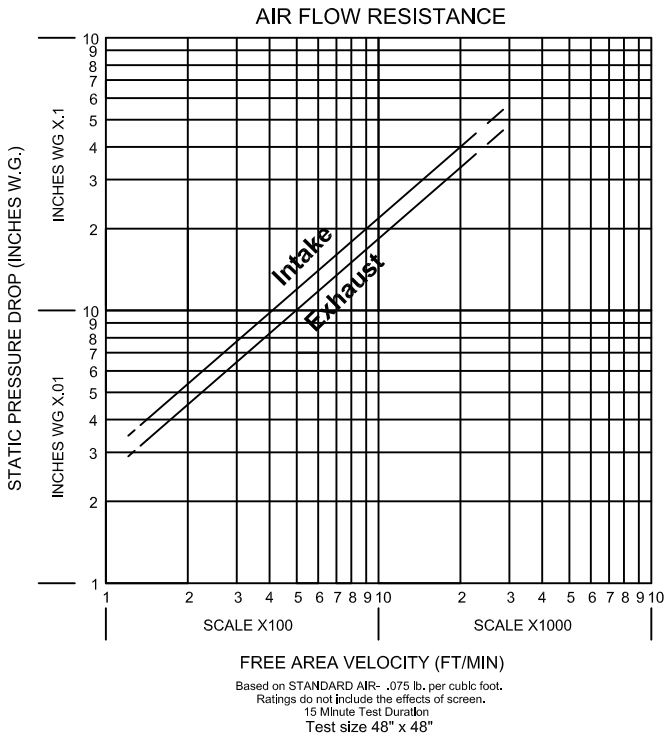


3005 South Hickory Street
 Chattanooga, Tennessee 37407
 Tel: (423) 698-7715
 Fax: (423) 698-6629
 www.unitedenertech.com

MODEL RD-8 (8" VERTICAL BLADE SAND/RAIN FIXED LOUVER)

DRAWN BY: MHM	DATE: 4-6-10	REV. DATE: 5-20-10	REV. NO. 1	APPROVED BY: BGT	DWG. NO.: A-17
------------------	-----------------	-----------------------	---------------	---------------------	-------------------

RD-8 LOUVER PERFORMANCE DATA



SAND REMOVAL EFFICIENCY

Pressure Drop	.10" W.G.	.20" W.G.	.30" W.G.
Free Area Velocity	940 fpm	1300 fpm	1600 fpm
Sand Particle Size	Removal Efficiency	Removal Efficiency	Removal Efficiency
1-1100 Micron	96.1%	86.3%	74.3%
1100-1500 Micron	99.9%	99.8%	99.2%

Select Free Area Velocity:

Using the Airflow Resistance Chart, select a free area velocity that produces an acceptable pressure drop with minimal water penetration. (Water penetration need not be considered when selecting exhaust louvers.)

Determine Louver Free Area:

Using the free area velocity from the previous step and total CFM, determine Louver Free Area required. Using Louver Free Area Chart, select a louver with the required free area. If louver size is given, determine free area from chart and work backwards to determine maximum airflow. See examples below.

Free Area Chart (square feet): *To convert to square meters, divide square feet by 10.765*

Louver Height Inches	Louver Width in Inches																Louver Height Inches			
	12	18	24	30	36	42	48	54	60	66	72	78	84	90	96	102		108	114	120
18	0.19	0.31	0.42	0.56	0.67	0.79	0.94	1.05	1.16	1.30	1.42	1.54	1.68	1.79	1.91	2.04	2.16	2.28	2.42	18
24	0.33	0.54	0.75	1.00	1.21	1.42	1.66	1.87	2.07	2.33	2.54	2.75	2.99	3.20	3.41	3.66	3.87	4.08	4.32	24
30	0.48	0.78	1.08	1.44	1.74	2.03	2.39	2.69	2.99	3.35	3.65	3.94	4.31	4.60	4.90	5.26	5.56	5.86	6.22	30
36	0.63	1.01	1.40	1.88	2.26	2.66	3.12	3.52	3.90	4.38	4.76	5.16	5.63	6.01	6.41	6.87	7.27	7.65	8.12	36
42	0.77	1.25	1.74	2.31	2.79	3.27	3.86	4.35	4.82	5.40	5.88	6.37	6.91	7.42	7.90	8.49	8.97	9.44	10.03	42
48	0.91	1.49	2.07	2.75	3.33	3.90	4.58	5.16	5.74	6.42	6.99	7.56	8.26	8.83	9.40	10.09	10.67	11.34	11.93	48
54	1.07	1.73	2.39	3.19	3.86	4.52	5.32	5.72	6.39	7.05	7.85	8.51	9.17	9.97	10.65	11.03	11.73	12.50	13.16	54
60	1.21	1.97	2.73	3.63	4.38	5.15	6.05	6.51	7.26	8.02	8.93	9.68	10.44	11.35	12.11	12.56	13.32	14.22	14.98	60
66	1.35	2.20	3.06	4.07	4.91	5.76	6.78	7.29	8.14	8.98	10.01	10.86	11.70	12.21	13.23	13.78	14.92	15.98	16.76	66
72	1.51	2.44	3.37	4.51	5.45	6.39	7.51	8.07	9.02	9.95	11.02	12.02	12.38	13.50	14.65	15.58	16.53	17.66	18.60	72
78	1.65	2.68	3.70	4.95	5.98	7.01	8.25	8.86	9.90	10.92	12.16	12.78	13.81	14.85	16.08	17.11	18.13	19.38	20.41	78
84	1.79	2.91	4.03	5.39	6.51	7.63	8.98	9.64	10.78	11.90	12.57	13.92	15.03	16.16	17.51	18.63	19.75	21.08	22.22	84
90	1.95	3.16	4.36	5.83	7.04	8.25	9.71	10.44	11.64	12.38	13.59	15.04	16.26	17.48	18.93	20.15	21.32	22.81	24.03	90
96	2.09	3.39	4.69	6.27	7.56	8.88	10.43	11.22	12.53	13.31	14.62	16.18	17.49	18.79	20.36	21.62	22.96	24.54	25.83	96
	1 SECTION								2 SECTIONS				3 SECTIONS							